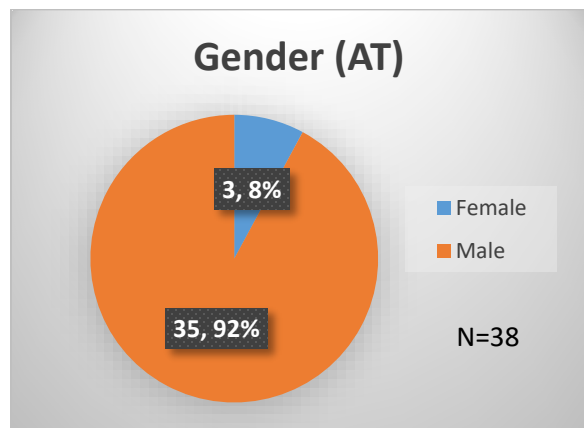
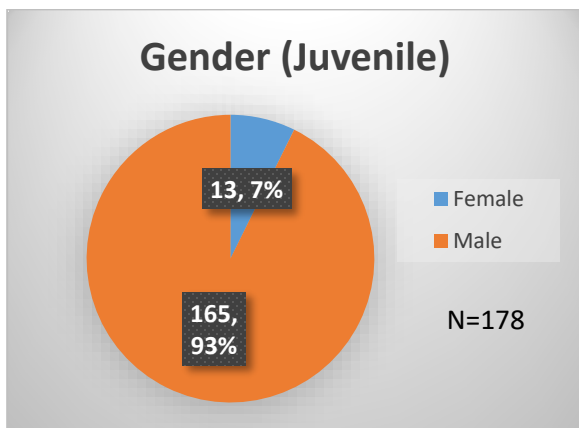
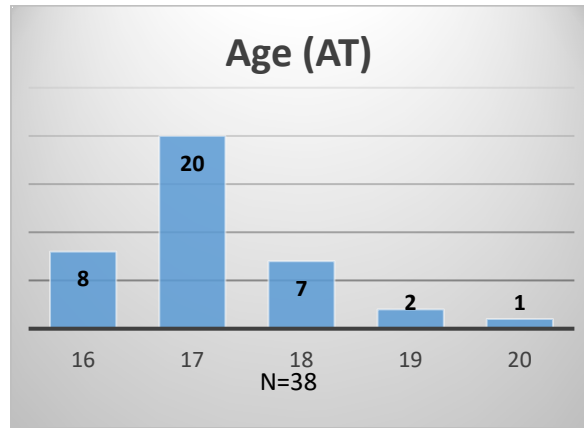
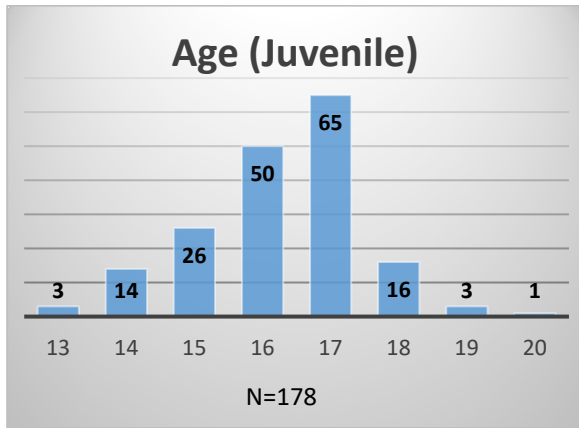
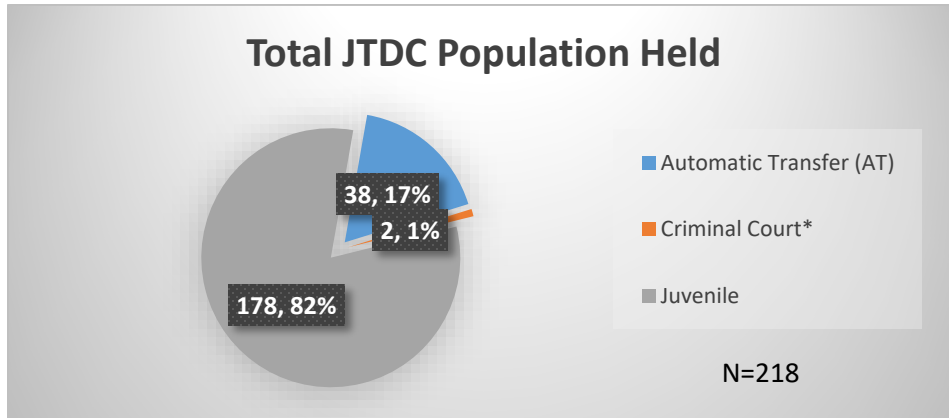


**Daily Data Dashboard – November 1, 2022**  
**Demographics for JTDC Population**  
**Tuesday Morning Midnight Count**

Total # of probation Involved youth<sup>1</sup>: 978



<sup>1</sup> Probation Active: Any youth who is pending sentencing with an active social history, has been formally placed on probation or supervision with Cook County Juvenile Probation on the date of the report.

\*Age, Gender and Race for Criminal Court population (N=2) is not represented in this report.

Data sources: cFive Supervisor – Probation Population and RMIS – JTDC Population

**Daily Data Dashboard – November 1, 2022**  
**Demographics for JTDC Population**  
**Tuesday Morning Midnight Count**

